



SRI VENKATESWARA COLLEGE OF ENGINEERING

DEPARTMENT OF INFORMATION TECHNOLOGY in Association with INTERNAL QUALITY ASSURANCE CELL(IQAC), SVCE

A Two Days Online Workshop On

“DATA VISUALIZATION USING TABLEAU”

29.11.2021 & 30.11.2021


Report

To: Hod-INT
Noted: Good
26
16/12

svce.ac.in



Submitted to the principal


16/12/21

2/7/22, 1:21 PM

Sri Venkateswara College of Engineering Mall - DataVisualization workshop brochure and invitation



SIVAGAMI V M IT <vmsiva@svce.ac.in>

DataVisualization workshop brochure and invitation

HOD IT <hodit@svce.ac.in>
To: Faculty Group <svcefaculty@svce.ac.in>

Sat, Nov 27, 2021 at 2:25 PM

----- Forwarded message -----

From: SIVAGAMI V M IT <vmsiva@svce.ac.in>
Date: Sat, 27 Nov 2021, 11:48
Subject: DataVisualization workshop brochure and invitation
To: HOD IT <hodit@svce.ac.in>

Dear Mam

Kindly forward Data visualization brochure and invitation attached herewith to faculty group,so that more number of registrations will come mam


Thanks & Regards,

V.M.Sivagami

Associate Professor

Department of Information Technology
Sri Venkateswara College of Engineering
Sriperumbudur

2 attachments

-  DATA VISUALIZATION Workshopbrochure.pdf
1238K
-  DataVisualizationWorkshopInvitationIQAC2021.pdf
90K

SRI VENKATESWARA COLLEGE OF ENGINEERING

DEPARTMENT OF INFORMATION TECHNOLOGY

Report

Workshop Details:

1. Resource Person :Dr. S.Murugan
2. Target Audience : I,II,III and IV year IT
3. Venue : Online
4. Date & Time : 29th& 30th Nov 2021, 10 AM

Objectives:

- This workshop provides the basic understanding in the topic of Data Visualization using Tableau.
- It helps students to tell stories by curating data into a form, easier to understand, highlighting the trends and outliers.
- It provides good visualization, which helps students to tell a story by removing the noise from data and highlighting the useful information.

On 29th and 30th Nov 2021, 10 AM, Dr. S. Murugan M.E., PhD., Professor, Department of Computer Science and Engineering, School of Computing, Sathyabama Institute of Science and Technology delivered an Expert Talk on “**Data Visualization using Tableau**”.

The Welcome Address was given by Dr. V. M. Sivagami, Associate Professor IT, SVCE followed by an Introduction of Chief Guest by Dr. S. Gopinath, Professor, Department of Mechanical Engineering, SVCE.

The Head of the Department Dr. V. Vidhya, Department of Information Technology, motivated the students by giving them a brief introduction about the importance of Tableau in Real time Projects. The Day 1 and Day 2 workshop lasted more than an hour. The Resource Person started the lecture with basics of data and tableau.

Day1

He first started his presentation in a Microsoft PowerPoint and presented a road map of Tableau by explaining the topic of data and charts. In the roadmap of tableau, it has three divisions like basics, dashboard and calculations. Basics and dashboard divisions are drag and drop divisions in Tableau, whereas calculations require a small amount of code.

Then, he explained the objective of learning Tableau with more relevant examples. He pointed out the outcome of this two day workshop. It is quite impressive. He mentioned that any language along with the mathematical concept can make up the best paper to publish. The mathematical concept like statistics or data Visualization and the presentation of content in any language makes the article stand apart.

Later, He explained a use case along with the visual presentation of that data. The visualization graph shows the correlation of received and completed process for every month in the year 2019. He listed out the Visualization process that includes extract, clean, explore, analyze and share. Visualizing the data helps to analyze the data. It helps to fetch the relevant information needed for the project or task to determine the outcome.

He started explaining the concepts of Analysis. Analysis starts with various questions like where it is applied? When it is used? etc.. There are two types of Analysis. It consists of Exploratory Analysis and Explanatory Analysis. In Exploratory Analysis, he pointed out the importance of Data and Figure, Data Distribution, Noteworthy, Point of Interest and Correlation.

In Explanatory Analysis, he listed out the major points that highlight the importance of focusing on explanation. He also listed out the Visual tools like Tableau, Power Bi, QlikView, Fusion Charts, High Charts, Data Wrapper, Sisense, Office, R and Python with relevant examples.

Day 2

The chief guest explained about dimensions in Tableau and its Characteristics. Dimensions cannot be aggregated and its discrete. It contains string values. It is visually represented in Blue color. He also explained the difference between Measure and Dimensions. Measure is aggregated, contains numeric values and continuous (Plotting Values). It is visually represented in Green color.

Later, He moved on to the topic of Tableau. He explained that Tableau is used in Data Visualization, Business Intelligence and Data Analytics. It comes with four different Versions Tableau Desktop (2021.3), Tableau public, Tableau Server and Tableau Public Server.

Later, He moved on to the topic of Tableau Worksheets and explained the three divisions Worksheet, Dashboard and Story. Worksheets include Single View, Calculations, Table, Charts, Map, Shelves, Legends and Data Pane. He pointed out the details of Tableau files in a Pictorial form.

He explained the components in tableau interface which makes students to understand easier and focus it. Then he moved to the hands on by working in Tableau Desktop Version.

In Tableau, he explained how to import data, measures, sets, groups, bins, joins, trend lines, styles and formatting, operators, functions, calculations, plot graphs, word cloud, level of detail, story, dashboard, filters and pages. It gives students hands-on work experience on tableau. It lasted for more than an hour.

The session came to an end by delivering the vote of thanks by Ms. A. Kala AP/IT.

Outcomes:

- To make the faculty members and students to understand the concepts of Data Visualization.
- To get exposure on incorporating contextual clues with shapes and designs, use predictable patterns for layouts and choose the right charts and graphs for the job.
- To give a real time exposure on how to Tell data stories quickly with clear color clues and they will be able to handle data retrieving, creation, organization and visualization and become an independent analyst in the role of a Tableau Prep Builder, Table Prep Conductor and so on.



Convenor



Coordinators

HOD/IT

WORKSHOP BROCHURE



Sri Venkateswara
College of
Engineering

(An Autonomous Institution - Affiliated to Anna University)
Sriperumbudur TK-602117, Tamilnadu, India.
www.svce.ac.in





DEPARTMENT OF INFORMATION TECHNOLOGY
IN ASSOCIATION WITH INTERNAL QUALITY ASSURANCE CELL (IQAC), SVCE

PRESENTS

TWO DAYS ONLINE WORKSHOP ON ' DATA VISUALIZATION ' USING TABLEAU

By
Dr. S. Murugan
Professor ,Dept. of CSC
Sathyabama Institute of Science
and Technology , Chennai.



About



Sri Venkateswara College of Engineering (Autonomous) is a premier self financing institution started in the year 1985. The college offers eleven B.E/B.Tech courses and eight M.E/ M.Tech programmes in Engineering and Technology. The programmes are approved by AICTE and the college is affiliated to Anna University, Chennai. The college is also accredited by National Assessment and Accreditation Council (NAAC). Encouraging students to take up entrepreneurship through entrepreneurship development cell under SVCE EPIC scheme.

About The Department



- SVCE is the first & foremost institution which introduced Information Technology in the Country in the year 1996.
- SVCE has been accredited as a National Resource Centre by National Cyber Safety & Security Standards since the academic year 2016-2017 which is being managed by the department of Information Technology.
- B.Tech (IT) is accredited by National Board of Accreditation (NBA) for 5 years till 2021.
- The department has campus connect leaders for Wipro, Infosys & Accenture for training the students to be industry ready.
- The department has well industry trained faculty members to support and motivate the students towards academic and placement activities.
- Motivating students through 4 streams such as placement, higher studies & entrepreneurship.
- Develops problem solving ability among all department students. 95% placement is achieved in Product & MNC based companies during academic year 2019-2020.















GIST OF THIS EVENT



- To make the faculty members and students to understand the concepts of Data Visualization
- To get exposure on incorporating contextual clues with shapes and designs, use predictable patterns for layouts and choose the right charts and graphs for the job.
- To give a real time exposure on how to Tell data stories quickly with clear color cues and they will be able to handle data retrieving, creation, organization and visualization and become an independent analyst in the role of a Tableau Prep Builder, Tableau Prep Conductor and so on.

WHO CAN ATTEND?

All Students and faculties are eligible to attend.

EVENT DETAILS:

DATE: 29.11.2021 & 30.11.2021

TIME: 10.00 AM - 12.00 NOON

VENUE: ONLINE MODE

LINKS:

MEET LINK: <https://meet.google.com/ivz-tgpx-gpd>

REGISTRATION LINK:

https://docs.google.com/forms/d/e/1FAIpQLScyCoOrTEfmd0Rw18r4j3W5p-wS_CfzGP4CL8K6IMx9gml0tA/viewform

CONVENOR

DR. S. Gopinath , Prof / MEC

COORDINATORS:

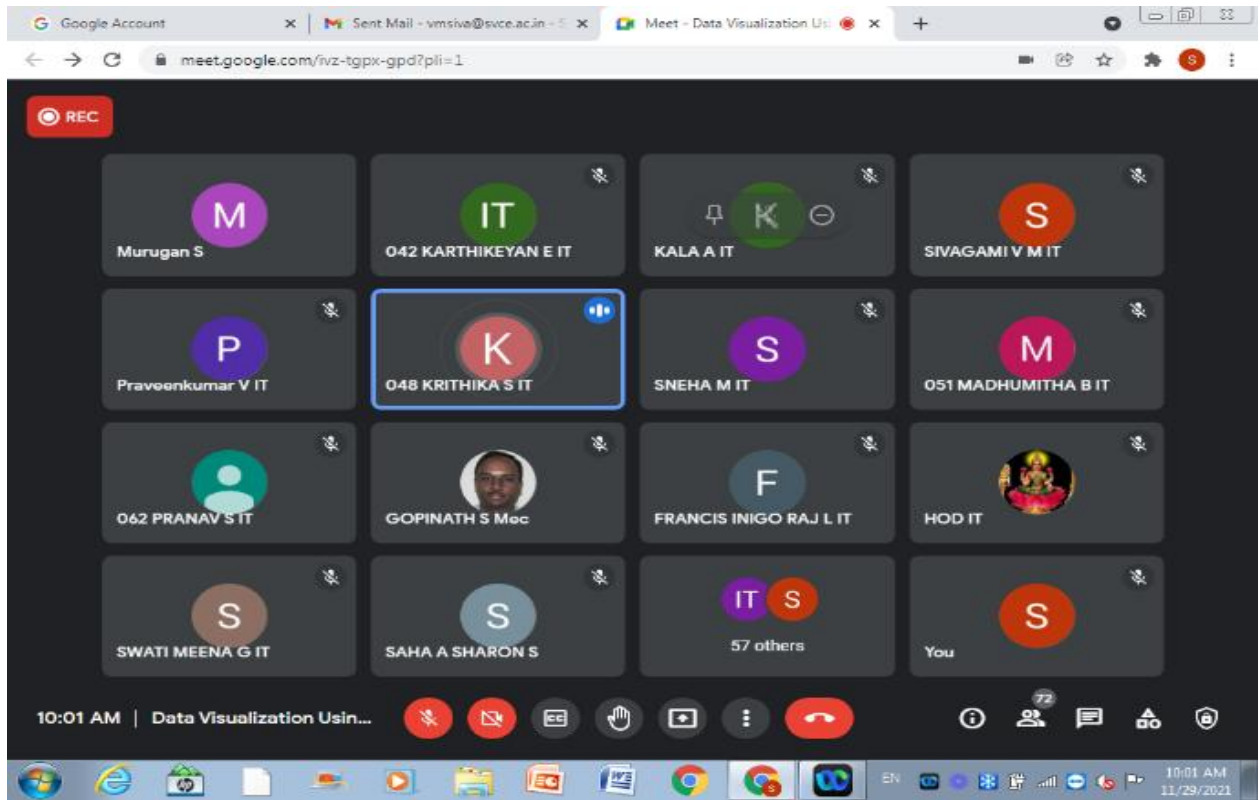
DR. V.M. Sivagami , ASP / INT
Ms.A.Kala , AP/INT



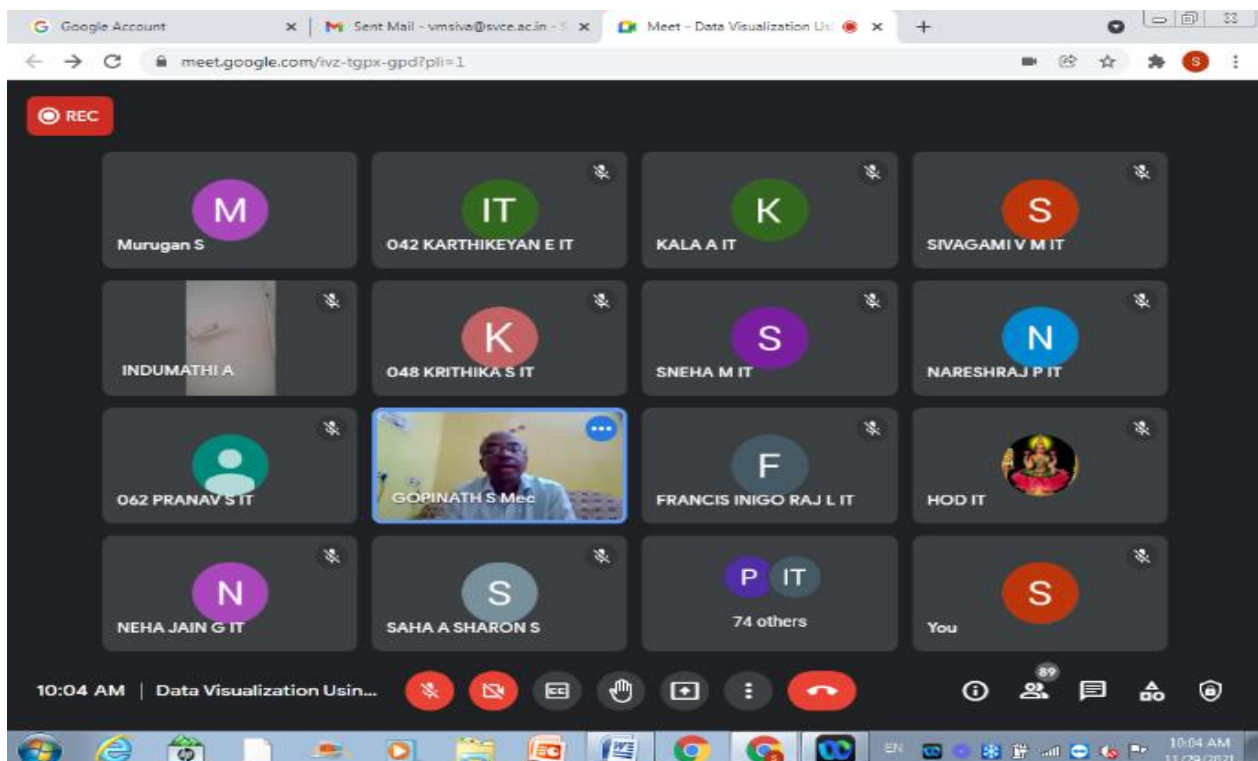
MOMENTS – FREEZED

DAY 1

Prayer Song by Krithika.S



Chief Guest Introduction by Gopinath.S Prof/Mec



HOD Addressing the event

Google Account | Sent Mail - vmsiva@svce.ac.in | Meet - Data Visualization Us... | meet.google.com/ivz-tgpx-gpd?pli=1

REC

Murugan S | 042 KARTHIKEY... | KALA A IT | SIVAGAMI V M IT

DIVYA V CHE | 048 KRITHIKA S IT | SNEHA M IT | NARESHRAJ P IT

062 PRANAV S IT | GOPINATH S Mec | FRANCIS INIGO... | HOD IT

Praveenkumar V... | SAHA A SHARO... | 81 others | You

10:07 AM | Data Visualization Usin...

In-call messages

Let everyone send messages

Messages can only be seen by people in the call and are deleted when the call ends.

HOD IT 10:05 AM
Proud to have you as chief guest sir

You 10:06 AM
Good morning Prof Murugan

HOD IT 10:07 AM
Very good profile sir

Send a message to everyone

10:07 AM 11/29/2021

Presentation by Chief Guest

Google Account | Sent Mail - vmsiva@svce.ac.in | Meet - Data Visualization Us... | meet.google.com/ivz-tgpx-gpd?pli=1

REC

Murugan S | 042 KARTHIKEY... | KALA A IT | SIVAGAMI V M IT

LOGESWARI P IT | 048 KRITHIKA S IT | SNEHA M IT | NARESHRAJ P IT

062 PRANAV S IT | GOPINATH S Mec | FRANCIS INIGO... | HOD IT

MRITHULA ANGELINE IT has left the meeting | 90 others | You

10:11 AM | Data Visualization Using...

In-call messages

Let everyone send messages

Messages can only be seen by people in the call and are deleted when the call ends.

HOD IT 10:05 AM
Proud to have you as chief guest sir

You 10:06 AM
Good morning Prof Murugan

HOD IT 10:07 AM
Very good profile sir

Send a message to everyone

10:11 AM 11/29/2021

Presentation by Chief Guest

The screenshot shows a Google Meet interface with a presentation slide titled "RoadMap". The slide content includes:

- Basics** (blue header)
- Data** (light blue box)
- Charts** (light blue box)
- Dashboard & Story** (orange box)
- Filter & Pages** (yellow box)
- Format** (yellow box)
- Calculations** (green box)
- Calculations** (green box)
- Sets & Group** (green box)
- Join** (green box)

The meeting interface shows "Murugan S is presenting" and a participant list including "SIVAGAMI V M IT" and "105 others". The time is 10:11 AM on 11/29/2021.

Presentation by Chief Guest

The screenshot shows a Google Meet interface with a presentation slide titled "Fundamentals". The slide features a bar chart with five bars of increasing height (yellow, orange, red, pink, teal) and a hand placing a teal block on top of the tallest bar. The text "Fundamentals" is displayed to the right of the chart.

The meeting interface shows "Murugan S is presenting" and a participant list including "SIVAGAMI V M IT" and "127 others". The time is 10:18 AM on 11/29/2021.

Presentation by Chief Guest

The screenshot shows a Google Meet interface. The main content area displays a slide titled "Story" with a flow diagram. The diagram consists of three colored boxes: a red box labeled "Language" containing "Words Into Sentences and then to stories", a purple box labeled "Math" containing "Sense of Numbers", and a green box labeled "Story" containing "Pair of Language and Math". Arrows indicate a flow from Language to Math, and then from Math to Story.

The bottom of the screen shows a participant list with Murugan S, SIVAGAMI V M IT, 128 others, and You. The time is 10:18 AM. The meeting title is "Data Visualization Usin...".

The right sidebar shows "In-call messages" with a toggle for "Let everyone send messages" and a text input field "Send a message to everyone".

Presentation by Chief Guest

The screenshot shows a Google Meet interface. The main content area displays a slide titled "Use Case" with a table showing process data by month.

Month	Received Process	Completed Process
Jan	160	160
Feb	184	184
Mar	241	237
Apr	149	148
May	180	181
Jun	161	150
Jul	132	123
Aug	202	156
Sep	160	126
Oct	139	104
Nov	149	124
Dec	177	140

The bottom of the screen shows a participant list with Murugan S, SIVAGAMI V M IT, 136 others, and You. The time is 10:21 AM. The meeting title is "Data Visualization Using...".

The right sidebar shows "In-call messages" with a toggle for "Let everyone send messages" and a text input field "Send a message to everyone".

Presentation by Chief Guest

Visual Presentation 1

Work Process

Month	Received	Completed
January	180	150
February	184	154
March	241	237
April	149	148
May	183	181
June	152	151
July	132	123
August	202	158
September	140	126
October	138	104
November	149	134
December	177	40

Month Wise Report for the Year 2019

Murugan S is presenting

10:22 AM | Data Visualization Usin...

Presentation by Chief Guest

Visual Presentation 2

Process Volume for the year 2019

Month	Received	Completed
Jan	180	150
Feb	184	154
Mar	241	237
Apr	149	148
May	183	181
Jun	152	151
Jul	132	123
Aug	202	158
Sep	140	126
Oct	138	104
Nov	149	134
Dec	177	40

Murugan S is presenting

10:25 AM | Data Visualization Usin...

Day – 2

Presentation by Chief Guest

The screenshot shows a Google Meet interface with a presentation slide titled "Visualization Process". The slide features a flowchart with five steps: Extract (orange), Clean (green), Explore (blue), Analyze (purple), and Share (red). The Meet interface includes a top bar with "REC" and "Murugan S is presenting", a right-hand "In-call messages" panel with a message from "HOD IT" at 10:05 AM and a reply from "You" at 10:06 AM, and a bottom control bar with icons for mute, video, chat, and call. The bottom status bar shows the time as 10:28 AM and the meeting title "Data Visualization Usin...".

Presentation by Chief Guest

The screenshot shows a Google Meet interface with a presentation slide titled "Analysis". The slide contains two images: a large yellow question mark with arrows pointing outwards, and a SWOT diagram with arrows pointing to "WHAT", "WHERE", "WHEN", "HOW", and "WHY". A notification at the bottom left of the slide area says "PRAKASH B IT has left the meeting". The Meet interface includes a top bar with "REC" and "Murugan S is presenting", a right-hand video gallery showing "Murugan S" and "SIVAGAMI V M IT", and a bottom control bar. The bottom status bar shows the time as 10:34 AM and the meeting title "Data Visualization Usin...".

Presentation by Chief Guest

The screenshot shows a Google Meet interface with a presentation slide titled "Types of Analysis". The slide is divided into two main sections: "Exploratory" (red background) and "Explanatory" (purple background). The "Exploratory" section lists: Data and Figure, Data Distribution, Noteworthy, Point of Interest, and Correlation. The "Explanatory" section lists: Pearls from Oysters, Specific, and Highlight the importance. The Meet interface shows a recording status, the presenter "Murugan S", and a list of participants on the right. A notification at the bottom left indicates that "KALAVATHI S IT" has left the meeting.

Types of Analysis

- Data and Figure
- Data Distribution
- Noteworthy
- Point of Interest
- Correlation

Exploratory

- Pearls from Oysters
- Specific
- Highlight the importance

Explanatory

REC | Murugan S is presenting

People

- 031 HARISH KUMAR P IT
- 032 HARISH RAGAVENDR...
- 033 HARRIHARAN M K IT
- 034 HARSHAVARDHINI G IT
- 036 JAIGUGANESH K IT
- 037 JEEVANANDH M IT
- 038 JERUNEZ J IT

KALAVATHI S IT has left the meeting

161 others

10:35 AM | Data Visualization Usin...

Presentation by Chief Guest

The screenshot shows a Google Meet interface with a presentation slide titled "Visual Tools". The slide displays a grid of data visualization tools: Tableau, Power BI, Qlik View, Fusion Charts, High Charts, Data Wrapper, Sisense, Office, R, and Python. The Meet interface shows a recording status, the presenter "Murugan S", and a list of participants on the right. A notification at the bottom left indicates that "SANGEETHA G IT" has left the meeting.

Visual Tools

- Tableau
- Power BI
- Qlik View
- Fusion Charts
- High Charts
- Data Wrapper
- Sisense
- Office
- R
- Python

REC | Murugan S is presenting

People

- 032 HARISH RAGAVENDR...
- 033 HARRIHARAN M K IT
- 034 HARSHAVARDHINI G IT
- 036 JAIGUGANESH K IT
- 037 JEEVANANDH M IT
- 038 JERUNEZ J IT
- 039 JISSHNU H J IT

SANGEETHA G IT has left the meeting

163 others

10:38 AM | Data Visualization Usin...

Presentation by Chief Guest

The screenshot shows a Google Meet interface with a presentation slide titled "Tableau". The slide displays a diagram of the Tableau architecture. At the top, "TABLEAU DESKTOP (2021.3)" is connected to "TABLEAU PUBLIC". Below this, "TABLEAU SERVER" is connected to "TABLEAU PUBLIC SERVER". A central vertical double-headed arrow indicates a connection between the desktop/server layer and the public layer. The meeting interface includes a "People" list on the right with participants like "031 HARISH KUMAR P IT" and "032 HARISH RAGAVENDR...". The bottom status bar shows the time as 10:44 AM and the meeting title "Data Visualization Usin...".

Presentation by Chief Guest

The screenshot shows a Google Meet interface with a presentation slide titled "Tableau Files". The slide compares two file formats: "twbx" and "twb". The "twbx" format is described as "Compressed Together" and includes "Data Source File" and "tab File". The "twb" format includes "Sheets", "Dashboard", "Story", and "Linked to the Source". The meeting interface shows a "People" list on the right with participants like "053 MEGHA VARSHA S IT" and "054 MEGHAVARSHINI K IT". A notification in the bottom left corner states "054 MEGHAVARSHINI K IT has left the meeting". The bottom status bar shows the time as 10:52 AM and the meeting title "Data Visualization Usin...".

Presentation by Chief Guest

The screenshot shows a Google Meet window with a presentation slide titled "Tableau Interface". The slide displays a screenshot of the Tableau software interface with several components labeled: "Data Window", "Fields", "Marks (rows and columns)", "Filter Shelf", "Marks Card (selection of shelves)", "Windows (row and column)", "Marks (bars, lines, sheets, etc.)", "Window or Pane", and "Axis". The URL in the browser is meet.google.com/ivz-tgpx-gpd?pli=1. The meeting controls at the bottom show "Murugan S is presenting" and a list of participants including Sivagami V M IT and 163 others. The time is 10:55 AM.

Presentation by Chief Guest

The screenshot shows a Google Meet window with a presentation slide displaying the Tableau Desktop interface. The slide shows the "Connect" pane on the left, the "Open" pane in the center with a "Tableau Desktop" window, and the "Discover" pane on the right. The URL in the browser is meet.google.com/ivz-tgpx-gpd?pli=1. The meeting controls at the bottom show "Murugan S is presenting" and a list of participants including Nithish NS200 and 159 others. The time is 11:01 AM.

Presentation by Chief Guest

The screenshot shows a Google Meet interface. At the top, the browser tabs include "Google Account", "Sent Mail - vmsiva@svce.ac.in", and "Meet - Data Visualization Using...". The address bar shows the URL "meet.google.com/ivz-tgpx-gpd?pli=1". The main content area displays a presentation slide with a grid chart. The grid has 10 columns and 5 rows of blue bars. The top of the slide shows a table with columns for "Year" and "Sales". The "Year" column lists years from 2018 to 2022. The "Sales" column lists values: 1000, 1200, 1500, 1800, 2000. The "People" panel on the right lists participants: 058 NAVIN RAJ RS IT, 059 NAVINA G IT, 061 PAVITHRA V IT, 062 PRANAV S IT, 063 PRATHIBA P IT, 064 PRATHIBHA M IT, and 065 PRAVEEN KUMAR R IT. The bottom toolbar shows the time as 11:22 AM and the title "Data Visualization Using...".

Presentation by Chief Guest

The screenshot shows a Google Meet interface. At the top, the browser tabs include "Google Account", "Sent Mail - vmsiva@svce.ac.in", and "Meet - Data Visualization Using...". The address bar shows the URL "meet.google.com/ivz-tgpx-gpd?pli=1". The main content area displays a presentation slide with a bar chart. The chart has 10 bars of varying heights, representing data for different years. The top of the slide shows a table with columns for "Year" and "Sales". The "Year" column lists years from 2018 to 2022. The "Sales" column lists values: 1000, 1200, 1500, 1800, 2000. The "People" panel on the right lists participants: 058 NAVIN RAJ RS IT, 059 NAVINA G IT, 060 NITHISH BALAJI S IT, 061 PAVITHRA V IT, 062 PRANAV S IT, 063 PRATHIBA P IT, and 064 PRATHIBHA M IT. The bottom toolbar shows the time as 11:24 AM and the title "Data Visualization Using...".

PROFILE OF THE CHIEF GUEST

Dr. S. Murugan



Professor

- Dr. S. Murugan is a Professor in the Department of Computer Science and Engineering in Sathyabama Institute of Science and Technology.
- He completed his M.E Computer Science with a University Rank. He also completed his Ph.D in 2013.
- He has 21 years of experience in teaching in R&D.
- He is a member of IEEE, IIE (iieng), ACM and CSI.
- He has 40+ Publications in the peer reviewed journals in three patterns and author of two books on Data Structures.
- He has been worked as a Head of the Department for the Department of Information Technology in the year 2014-2015 in Sathyabama Institute of Science and Technology.
- He has also been worked as a Head of the Department for the Department of Computer Science and Engineering in the year 2015-2018 in Sathyabama Institute of Science and Technology.
- He is a Leading Head in Software Development in Sathyabama Institute of Science and Technology from 2018.
- Currently, he is involved in Research Activities like Data Analytics, Image Processing and Machine Learning.

INVITATION



**DEPARTMENT OF INFORMATION TECHNOLOGY
in Association with INTERNAL QUALITY
ASSURANCE CELL(IQAC),SVCE**

Solicit your esteemed presence for the Inaugural Function of

Two Days Online

Workshop on

Data Visualization using Tableau

by

**Dr.S.Murugan
Professor, Department of Computer
Science and Engineering,
Sathyabama Institute of Science and
Technology,Chennai.**

DATE : 29.11.2021

TIME : 10.00 AM

VENUE : Online Mode (<https://meet.google.com/ivz-tgpx-gpd>)

svce.ac.in





Sri Venkateswara
College of
Engineering



35 Years of Excellence

AGENDA

DATE : 29.11.2021

TIME : 10.00 AM

VENUE : Online Mode(<https://meet.google.com/ivz-tgpx-gpd>)

- ❖ **Prayer Song**
- ❖ **Welcome address**
- ❖ **Introduction to Chief Guest**
- ❖ **Short note by HOD**
- ❖ **Special talk by Chief Guest**
- ❖ **Vote of Thanks**

Convenor

Dr.S.Gopinath, Prof/MEC

Coordinators

Dr.V.M.Sivagami, ASP/INT

Ms.A.Kala, AP/INT



SRI VENKATESWARA COLLEGE OF ENGINEERING

DEPARTMENT OF INFORMATION TECHNOLOGY

26November 2021

To

Dr. S. Murugan

Professor, Department of Computer Science and Engineering

Sathyabama Institute of Science and Technology

Chennai

Dear Sir,

Subject: Invitation – Chief Guest for Online Workshop on “Data Visualization using Tableau”- reg.

At the outset, we would like to thank you for your graceful acceptance of our invitation to deliver Special Talk on “Data Visualization using Tableau” on 29th & 30th Nov 2021, 10 AM onwards.

Department of IT engages in several activities like Workshops, Expert Lectures, Symposia and Industrial visits aimed to benefit our students and faculty members. These activities equip them to sharpen their technical skills and create awareness & bonding among our students.

Department of IT looks forward to your presence amongst our faculty members and students for sharing your valuable thoughts and advice on the above topic which will definitely enrich their knowledge.

We thank you once again for accepting our invitation. We are eagerly awaiting for your interaction among our students and our faculty members with your expertise.

Thank you.

Yours sincerely,

(Dr. V. Vidhya)

HoD /Information Technology


SVCE.



FT/GN/48/01/10.06.15

SRI VENKATESWARA COLLEGE OF ENGINEERING FEEDBACK FROM THE SPEAKER - WORKSHOP

DEPARTMENT :INFORMATION TECHNOLOGY

Name of the Speaker	:	Dr S Murugan
Designation	:	Professor
Institution/University/Organisation:		Sathyabama Institute of Science and Technology (Deemed to be University)
Mobile / E-mail	:	9940217379 murugan.cse@sathyabama.ac.in
Title of the Lecture	:	Data Visualization using Tableau
Date	:	29.11.2021 and 30.11.2021
Time	:	10:00 a.m. to 12:00 Noon
Venue	:	Online
Comments by the Speaker	:	Good session to handle.
Suggestions for improvement	:	Hands on session will be of more useful.
Signature of the Speaker	:	

 v.m.dj  A. kale 

Signature of Convener

Signature of Coordinator s

Signature of HOD



FT/GN/48/01/10.06.15

SRI VENKATESWARA COLLEGE OF ENGINEERING

FEEDBACK FROM THE STUDENTS - WORKSHOP

Username	Name	Year of Study	How satisfied are you with the workshop?	How relevant and helpful do you think the workshop was?	How satisfied are you with the session content?	What are your key take aways from this event?	Any additional comments/suggestions
2019it0814@svce.ac.in	G SAI GANESH	3	5	5	5	FIRST TO INSTALL TABLEAU AND PLAY WITH IT	NOTHING
2020it0644@svce.ac.in	Krithik Sai Prasad P	2	4	4	4	I came to know about Tableau	nope
2020it0092@svce.ac.in	Yuheshwar K S	2	5	5	5	The effective use of Tableau	
2021it0455@svce.ac.in	Varsha.J	1	4	4	4		
2020it0564@svce.ac.in	Jisshnu H J	2	5	5	5		
2019it0734@svce.ac.in	Ratheesh Kumar	3	4	3	4		
2021it0184@svce.ac.in	DILEEP KUMAR J	1	5	4	5	visualising data	
2020it0591@svce.ac.in	Danush E S	2	5	5	5		
2020it0696@svce.ac.in	Krithika S	2	5	5	5		
2020IT0129@svce.ac.in	AadharshaYadhav H	2	5	5	5	Explanation was good and helpful	
2020it0961@svce.ac.in	K.manoj	2	4	4	4		
2020it0142@svce.ac.in	HARIHARAN S	2	5	4	4		
2020IT0087@svce.ac.in	Shreya R	2	4	5	4	Got a brief knowledge on how to work with Tableau	None
2020it0581@svce.ac.in	Akshaya Kumar M	2	5	5	5	-	-
2020it0574@svce.ac.in	DEEPAREKHA	2	3	3	4		
2020it0111@svce.ac.in	MAHALAKSHMI SOMASUNDARAM	2	4	4	4		
2020it0570@svce.ac.in	Meghavarshini K	2	4	4	5		Nil
2020it0912@svce.ac.in	DEVA M	2	5	4	4	About using a tableau functions	
2020it0100@svce.ac.in	Aakkash S	2	4	5	4		

2020it0127@svce.ac.in	Megha varsha S	2	4	4	4	Data-analytics	-
2020it0553@svce.ac.in	Dhanush Kumar J R	2	5	5	5		
2020it0577@svce.ac.in	Deepak J	2	4	4	4	learning new things	none
2020it0823@svce.ac.in	B.Madhumitha	2	5	5	5	Got to know about data visualizati on using tableau in detail	Nope
2020it0588@svce.ac.in	Jaiguganesh K	2	5	5	5		
2020it0083@svce.ac.in	Aravind J	2	5	5	5	all the positives	none
2020it0535@svce.ac.in	SANJIV TS	2	5	5	5		
2020it0623@svce.ac.in	Advait Ramana S	2	4	5	4	-	-
2020it0302@svce.ac.in	HARRIHARAN M K	2	4	3	4		no
2020it0788@svce.ac.in	CHANDRASEKAR V	2	5	5	5	learnt how to use tableau and plot data using values	-
2020it0198@svce.ac.in	Kaushik M	2	3	2	3	-	-
2020it0575@svce.ac.in	Devanathan p	2	5	5	5	No	No
2020it0600@svce.ac.in	Lekhashree Rajesh	2	5	5	5	got a brief introduction on data visualizati on	nil
2020it0820@svce.ac.in	Jeevanandh M	2	5	5	5		
2020it0126@svce.ac.in	Farheen Ali	2	5	5	5		
2020it0107@svce.ac.in	ROSHAAN S	2	5	5	5		
2020IT0563@svce.ac.in	MANOGNA BOLLINENI	2	5	5	5		
2020it0910@svce.ac.in	Jyothi Prabha S S	2	4	4	4	Informative	
2021it0113@svce.ac.in	HARINI PADMA M	1	5	5	5	I learnt about data visualizati on	The session is very good.
2020it0113@svce.ac.in	Aishwarya S	2	4	4	4	How to use Tableau for Data visualisation	
2020it0827@svce.ac.in	GOBINATHAN B	2	5	5	4		
2020it0086@svce.ac.in	SIVA E	2	5	5	4		
2020it0638@svce.ac.in	R.S. Anis Raj	2	4	4	4		
2020it0134@svce.ac.in	Sharan S	2	4	4	4	Tableu	Nil
2020it0614@svce.ac.in	Abishek KS	2	5	5	5		
2020it0625@svce.ac.in	Audhithiyah	2	4	4	5	Statistical usage of data	No
2021it0644@svce.ac.in	R.suren	1	5	5	5	Good	Super
2020it0605@svce.ac.in	Kiran Kumar B	2	4	4	5	This	No

						workshop was really good	comments
2020it0136@svce.ac.in	Karthikeyan E	2	4	5	5		
2021it0660@svce.ac.in	Harshith Manoharan	1	4	4	4	general usage on tableau	
2020it0616@svce.ac.in	MOHAMMED SAKEEB MH	2	5	5	5		
2021IT0694@svce.ac.in	Neha Jain G	1	5	4	5		
2021it0812@svce.ac.in	Swetha s	1	5	5	5	More knowledge about data	Very much useful and had a great time
2020it0583@svce.ac.in	KEERTHANA.P	2	5	5	5		
2020it0035@svce.ac.in	SIVADHAS S	2	5	5	5		
deeksha.ramesh6@gmail.com	Deepika.R	3	5	5	5		
2020it0104@svce.ac.in	MYTHRA M	2	4	4	4		
2019it0178@svce.ac.in	HEMALATHA G	3	5	5	5		
2020IT0150@svce.ac.in	Sandhya S	2	5	5	5		
2020it0879@svce.ac.in	SHREEGANESH S	2	5	5	5	I get more about this topics	
2020IT0147@svce.ac.in	Saranya S	2	5	5	5		
2021it0054@svce.ac.in	M.keerthana	1	5	5	5		
2020it0578@svce.ac.in	Harshavardhini G	2	5	4	4	It is very useful , a new topic was taught and is very valuable	Nil
2021it0073@svce.ac.in	Abinesh V	1	4	5	5		
2019it0590@svce.ac.in	Jayashri P	3	4	4	4	No	No
2020it0457@svce.ac.in	VASSANTHA.S	2	4	4	4	data visualization concept was clearly understandable	no
2020it0592@svce.ac.in	Santhosh K	2	5	5	5		
2018it0387@svce.ac.in	A.Thilakesh Raj	4	5	4	5	tableau introduction	recourse material
2020it0101@svce.ac.in	Varun Prasadd S D	2	4	4	4		
2021it0217@svce.ac.in	MIRUTHULA J	1	5	5	5		
2021it0224@svce.ac.in	Sowndariya K	1	4	5	5	Learnt a new software about data visualization which was comfortable	Want to know more details about it to get a clear idea .

						e .	
2021it0554@svce.ac.in	Swati Meena G	1	5	5	5		
2020IT0545@SVCE.A C.IN	PAVITHRA V	2	4	4	4		
2021it9325@svce.ac.in	Swetha B	1	5	5	5		It's very helpful and nice
2018it0245@svce.ac.in	SYED THAMEEMUL ANSARI SA	4	5	5	5		
2020it0632@svce.ac.in	Nithish Balaji	2	4	4	5		
ajaymahadevan2000@g mail.com	Ajay mahadevan	4	4	4	4		
2020it0832@svce.ac.in	A.SRI SHAKTHI	2	4	4	5		
2020it0778@svce.ac.in	Benjamin charles I	2	5	5	4	Now I do have a very good idea about data visualizati on	-
2018it0295@svce.ac.in	Bharathkumar P	4	4	5	5		
2020it0153@svce.ac.in	AKSHARA U.J	2	5	5	5	to visualize the behaviour and pattern of data and how to build insights of data tableau files	the session was very informat ive and different compare d to the other sessions attended so far.
2020it0161@svce.ac.in	SRIJAN KUMAR	2	5	5	5		
2019it0076@svce.ac.in	Gayathri S	3	4	4	5		
2021it0136@svce.ac.in	UMA T D	1	5	4	5		
2020it0162@svce.ac.in	Navina G	2	5	4	5	Informativ e	Nil
2021it0011@svce.ac.in	Saniya D	1	5	5	5		
nanthakumarg2001@g mail.com	Nantha Kumar G	3	5	5	5	Knowledge able	No
2020it0322@svce.ac.in	Barath S	2	4	4	3	Nothing	Nothing
2020it0654@svce.ac.in	Ganesh prabu.R	2	5	4	4	Importance about workshop.	No
2019IT0197@svce.ac.in	KEERTHIGA D	3	5	5	5	TABLEA U CREATIO N	good
2021IT0159@gmail.co m	VIVEKANAND PANDIAN . MM	1	5	5	5		
2021IT0175@svce.ac.in	SHREYA. S. G	1	3	4	4	Very easy to visualize data using tableau	
2020it0551@svce.ac.in	Swamynath S	2	4	4	4		
2020it0555@svce.ac.in	B.Madhavan	2	5	5	5		
2021it0638@svce.ac.in	S.Pragatheeshwar	1	4	5	5	Learnt more about this	

							technology
2021it0663@svce.ac.in	A. Derin Joseph Austin	1	5	5	5		Good session
2021it0357@svce.ac.in	Lakshmi k	1	5	5	5		Gives me more useful tips
mad.nithish.007@gmail.com	Nithish S	1	4	5	3		It's enough for this workshops
2021it0628@svce.ac.in	KAUSHICK V S	1	4	4	4	Good information and nice presentation	Very good workshop
2021it0662@svce.ac.in	SAI NITHISH. S	1	4	5	4		
2021it0641@svce.ac.in	Abhishek K.B	1	5	5	5	Tableau interface and handling of data	
2020IT0215@svce.ac.in	Ranjan Tsb	2	5	4	5		
2021it0006@svce.ac.in	Fathima Afra S	1	5	5	5		
2020it0809@svce.ac.in	Puja Sri.R	2	4	4	4		
2020it0801@svce.ac.in	Praveen kumar R	2	4	4	4		
2020it0603@svce.ac.in	Vijayashree K	2	4	5	4		
2021it0051@svce.ac.in	R Adhithiyaram	1	5	5	5	Visualizati on of numerous data, can help us to organise our heirarchy	Everything is good
2020it0109@svce.ac.in	ROHETH S	2	5	5	5		
2019it0026@svce.ac.in	SNEHA M	3	5	5	5	Hands on session	
2020it0850@svce.ac.in	Gayathri N	2	5	4	5	Many things	Nothing
2020it0562@svce.ac.in	suriyakhailsh	2	4	4	4		
vishwaa.vishwaa2@gmail.com	Vishwaa VS	4	4	4	4		
2021it0296@svce.ac.in	CHITHAPRABHA KARAN K	1	3	4	4	About tableau , understanding data , analysing it	
2018it0251@svce.ac.in	SUDHA R	4	5	5	5		
2021it0211@svce.ac.in	Harish Raghavan V	1	4	5	5	I got a clear idea about data visualizati on.	No
2018it0604@svce.ac.in	Dharshan V	4	5	5	5		
2021it0532@svce.ac.in	MOKSHITHA S	1	4	4	4		
sivakumar742001@gmail.com	Sivakumar R	4	4	4	3		
2021it0388@svce.ac.in	Dhanapradha D	1	4	3	3	Tableau	It was such a

							good opportunity.
2021it0704@svce.ac.in	Hema.B	1	4	4	4		
2021it0692@gmail.com	swetha sri I	1	4	4	4		
2020it0353@svce.ac.in	A. Vijayalakshmi	2	4	5	4		
2021it0226@svce.ac.in	Padmadhrshini S	1	5	4	5		
2020it0639@svce.ac.in	Udhayadharshini V	2	4	4	4	Learnt things about data visualisation	Good session
2018it0180@svce.ac.in	Nandha Ramasamy G	4	5	5	4	Nothing	
2018it0901@svce.ac.in	Vijey	4	4	4	4		
2021it0320@svce.ac.in	Yogitha S	1	5	5	5		
giribalaakilesh@gmail.com	Akilesh G	4	5	5	5		
crbarath.0607@gmail.com	Barathraj CR	1	5	4	4		
2018it0861@svce.ac.in	Roshini S	4	5	5	5		
2018it0068@svce.ac.in	YASHWANTH KU MAR V	4	5	5	5		
2020IT0622@svce.ac.in	Yugeshwari D	2	4	4	4		
2018it0798@gmail.com	Selva Abisha D	4	5	5	5		
2018it0083@svce.ac.in	Swathi E	4	4	4	5	Data visualization	No comments
2018it0283@svce.ac.in	Abilash	4	4	4	4		
2018IT0093@svce.ac.in	Vaishnavi P	4	5	5	5	Data Visualization	No
2021it0651@svce.ac.in	Sangeetha G	1	5	5	5		It was very informative and useful
prasanthrahul003@gmail.com	Rahul Prasanth K	4	5	5	5		
2018it0428@svce.ac.in	Sri Balaji M	4	5	4	4	Learnt many new things	
2020it0099@svce.ac.in	Kamalesh S	2	3	4	3	Gave a deep insight about TableAU	it was good
2020it0651@svce.ac.in	Durga N	2	5	5	5		
2021it0020@svce.ac.in	Krithika L	1	4	4	4		Nil
2018it0386@svce.ac.in	Ajay M	4	5	4	5	Successful	No
2021it0268@svce.ac.in	Rakshitha.R	1	5	5	5		
2021it0037@svce.ac.in	P.LOGESWARI	1	5	5	5		
2018it0755@svce.ac.in	Kaviya k	4	5	5	5	New Tool for data visualization	
2020it0157@svce.ac.in	Syed Mohideen Afridi.M	2	5	4	4		

2019it0815@svce.ac.in	G. SAI GANESH	3	5	5	5	Nothing	Nothing
2020it0143@svce.ac.in	AKASH M	2	5	5	5		Good
2020it0628@svce.ac.in	PRANAV S	2	4	4	4	More knowledge on tableau.	The session was informative.
2020IT0612@SVCE.A C.IN	Sahana S	2	5	5	5		
2020it0729@svce.ac.in	Harish Kumar	2	5	5	4	Learned about data visualization	no
2020it0163@svce.ac.in	SWETHA.S	2	4	4	4	Understood the concept of Data Visualization	no comments
sgopinath1930@gmail.com	Srigopinath A	2	5	5	5		
2020it0757@svce.ac.in	Athithyakumar T	2	4	4	4	Insights into software that we don't usually use but quite often see in action	No comments
2020it0551@svce.ac.in	Swamynath S	2	5	5	5	Very useful	
2018it0435@svce.ac.in	Jason A	4	4	4	4	I learnt different types of data visualization which was very useful to me.	Nil
2020it0851@svce.ac.in	Prathiba P	2	5	4	3	Tableau concepts	no
2020it0566@svce.ac.in	Santhosh M	2	4	4	4		Was useful and informative
2020it0849@svce.ac.in	Vijay k	2	5	5	5	Everything	Thanks
2020it0617@svce.ac.in	S.Sundaram	2	4	4	5	Came to know more about tableau	Nil
2019it0750@svce.ac.in	Keerthana V	3	5	5	5		
2020it0814@svce.ac.in	YOGENDRA KUMAR A.K.M	2	4	4	5		
2020it0911@svce.ac.in	MOHAMMED ISMAIL A	2	4	4	5		Thank you sir

2020it0842@svce.ac.in	Navin Raj RS	2	5	5	4	Learned a lot	Very Useful Program
2020it0037@svce.ac.in	NAGARAJAN E	2	5	4	5		
2020it0088@svce.ac.in	B.RITHIKA	2	4	4	4		
2020it0834@svce.ac.in	Varun M	2	5	5	5		
2020it0641@svce.ac.in	Keerthana R	2	4	5	4		
2020it0557@svce.ac.in	Santhanabharathi P	2	4	4	4		
2020it0696@svce.ac.in	Krithika S	2	5	5	5		
2020IT0418@svce.ac.in	vasanthkumar K	2	4	5	5		Very good event
2020it0591@svce.ac.in	Danush E S	2	5	5	5		
2020it0535@svce.ac.in	SANJIV TS	2	5	5	5		
2020it0600@svce.ac.in	Lekhashree Rajesh	2	5	5	5		NIL
2020it0578@svce.ac.in	Harshavardhini G	2	5	4	4	nil	nil
2020it0632@svce.ac.in	Nithish Balaji	2	5	4	5		
2020it0644@svce.ac.in	Krithik Sai Prasad P	2	4	4	4	Tableu	NOpe
2020it0143@svce.ac.in	AKASH M	2	5	5	5		Good
2020it0577@svce.ac.in	Deepak J	2	4	4	5	Practical experience with Tableau	None
2020IT0563@svce.ac.in	MANOGNA BOLLINENI	2	5	5	5		
2020it0912@svce.ac.in	DEVA M	2	5	5	4	It acuried knowledge from this topic	
2020it0247@svce.ac.in	Thanigaivelan A	2	5	5	5	Very useful	Nothing
2020it0100@svce.ac.in	Aakkash S	2	4	4	4		
adhisenthil272@gmail.com	Adhithya S	2	5	5	5		
2020it0127@svce.ac.in	Megha varsha S	2	5	4	4	.	-
2020it0581@svce.ac.in	Akshaya Kumar M	2	5	5	5	-	-
2020it0564@svce.ac.in	Jisshnu H J	2	5	5	5		
2020it0616@svce.ac.in	Mohammed sakeeb m h	2	5	5	5		
2020it0136@svce.ac.in	KARTHIKEYAN E	2	5	5	5		
2020it0457@svce.ac.in	VASSANTHA.S	2	5	5	4	Got an idea about data visualizati on	No
2020it0555@svce.ac.in	B.Madhavan	2	5	5	5		
2020it0583@svce.ac.in	KEERTHANA.P	2	5	5	5		
2020it0142@svce.ac.in	HARIHARAN S	2	5	5	4		Very useful worksho p
2020it0641@svce.ac.in	KEERTHANA R	2	5	5	5		
2020it0570@svce.ac.in	Meghavarshini K	2	4	4	4		
2020it0153@svce.ac.in	AKSHARA U.J	2	5	5	5	Usage of Sets groups	Session was very useful.

						filter ang pages setting of plots and graph	
2020it0623@svce.ac.in	Advaith Ramana S	2	4	5	4	-	-
2020it0851@svce.ac.in	Prathiba P	2	5	5	5	Tableau software	No
2020it0729@svce.ac.in	Harish Kumar	2	5	5	5	Learned about data visualizati on	No
2020it0778@svce.ac.in	Benjamin charles I	2	5	5	5	It's nice and good, we could get Avery good idea about all the topics that had beedteache d by Murugan sir.	-
2020it0625@svce.ac.in	audhithiyah S	2	5	5	4	data processing	no
2020it0605@svce.ac.in	Kiran Kumar B	2	5	4	4	The workshop was really good	No commen ts
2020it0788@svce.ac.in	CHANDRASEKAR V	2	5	5	5	.	.
2020it0904@svce.ac.in	GOWTHAM.S	2	3	4	4		
2020it0729@svce.ac.in	Harish Kumar	2	5	5	5	Learned about data visualizati on	No
2020it0575@svce.ac.in	Devanathan p	2	5	3	4		No
2019it0527@svce.ac.in	S.Vimalesh	3	4	4	4		
2020it0614@svce.ac.in	Abishek KS	2	5	5	5		
2020it0910@svce.ac.in	Jyothi Prabha S S	2	4	4	4	Very informativ e	
2020it0575@svce.ac.in	Devanathan P	2	4	4	4		No
2020it0302@svce.ac.in	HARRIHARAN M K	2	5	5	4		No suggesti ons
2020it0037@svce.ac.in	NAGARAJAN E	2	5	5	5		
2020it0099@svce.ac.in	Kamalesh S	2	4	4	4	Gave a very insightful idea on data visualisatio n using tableAU	it was well organize d and informat ive
2020it0827@svce.ac.in	GOBINATHAN B	2	5	5	5		

2020it0111@svce.ac.in	MAHALAKSHMI SOMASUNDARA M	2	4	4	4		
2020it0086@svce.ac.in	SIVA E	2	5	5	5		
sgopinath1930@gmail.com	Srigopinath A	2	5	5	5		
2020IT0612@SVCE.A C.IN	Sahana S	2	5	5	5		
2020it0126@svce.ac.in	Farheen Ali	2	5	5	5		
2020it0104@svce.ac.in	MYTHRA.M	2	4	4	4		
2020it0545@svce.ac.in	PAVITHRA V	2	4	4	4		
2020it0588@svce.ac.in	Jaiguganesh K	2	5	5	5		
2020it0553@svce.ac.in	Dhanush Kumar J R	2	5	5	5		
2020it0198@svce.ac.in	Kaushik M	2	5	5	5		
2020it0823@svce.ac.in	B.Madhumitha	2	5	5	5	MS Excel usage	Nope
2020it0129@svce.ac.in	AadharshaYadhav H	2	5	5	4	Explanation is very good	
2020it0322@svce.ac.in	Barath S	2	4	3	5	Nothing	Nothing
2020it0850@svce.ac.in	Gayathri N	2	5	5	5	Everything	Nothing
2019it0527@svce.ac.in	S.Vimallesh	3	4	4	4		
2020IT0612@SVCE.A C.IN	Sahana S	2	5	5	5		
2020it0577@svce.ac.in	Deepak J	2	4	4	4	Experience with Tableau	None
2020it0639@svce.ac.in	Udhayadharshini V	2	4	4	4	Learnt new concepts in managing data	Good session
2019it0792@svce.ac.in	RAMESH ARAVIND V	3	5	5	5		Good
2019it0814@svce.ac.in	G. Sai ganesh	3	5	5	5	Tableau	Nothing
2020it0651@svce.ac.in	Durga N	2	5	5	5		
2019it0076@svce.ac.in	Gayathri S	3	4	5	5		
2019it0178@svce.ac.in	HEMALATHA G	3	5	5	5		
suryasundar6964@gmail.com	Surya prakash.S	3	4	4	4		Nil
2019it0026@svce.ac.in	SNEHA M	3	5	5	5	Dashboard in Tableau	
2019IT0197@svce.ac.in	KEERTHIGA D	3	5	5	5	TABLEAU	good
2019it0590@svce.ac.in	Jayashri P	3	4	5	5	No	
raveenaathinam2003@gmail.com	Raveena.A	1	4	4	5		Good information and a useful session
2020it0651@svce.ac.in	Durga N	1	5	5	5		



FT/GN/48/01/10.06.15


SRI VENKATESWARA COLLEGE OF ENGINEERING

FEEDBACK FROM THE FACULTIES – WORKSHOP

Username	Name	Department	Designation	How satisfied are you with the workshop?	How satisfied are you with the session content?	What are your key takeaways from this event?	Any additional comments/suggestions
kiruthika@svce.ac.in	K.Kiruthika Devi	Information Technology	Assistant professor	5	4		
divyabaskaran@svce.ac.in	Dr. V. Divya	Chemical Engineering	Assistant Professor	5	5	Tableau is much better in doing live connections to the external sources like big data in terms of speed and access.	Insightful session
thiyagarajana@svce.ac.in	Thiyagarajan A	Information Technology	Asst. Prof.	5	5	Several ways to visualize the data	
mgaja@svce.ac.in	Dr.M.GAJEN DIRAN	MECHANICAL	ASSISTANT PROFESSOR	5	5	ABOUT TABLEAU	
francis@svce.ac.in	FRANCIS INIGO RAJ L	INFORMATION TECHNOLOGY	INSTRUCTOR	4	4	Able to Plot a chart for given data	
kalaimani@svce.ac.in	Kalaimani K	Information technology	Instructor	4	4		
buvana@svce.ac.in	J. Buvana	CSE	AP	5	5		
msrividhya@svce.ac.in	Dr. M. Srividhya	Chemical Engineering	Assistant Professor	5	4	Well organised	Nil
vrimal@svce.ac.in	V.R.VIMAL	Information Technology	Assistant Professor	5	5	Hands on session on tableau	Very informative session
meenakship@svce.ac.in	Meenakshi.P	IT	AP	5	5		Nil
sraji@svce.ac.in	S RAJALAKSHMI	CSE	AP	5	5	Usage of Tableau	Nil
praveenkumar@svce.ac.in	Praveenkumar V	Information Technology	Assistant Professor	5	5	Visualization tools, Data Visualization	
mohank@svce.ac.in	Mohan K	IT	Instructor	5	5	Yes	Nice session
rkar@svce.ac.in	R Karthikeyan	EEE	Associate Professor	4	4	New insight	Academic Data analysis can be demonstrated
jayanthi@svce.ac.in	Jayanthi	Information Technology	Assistant Professor	5	5	Understood basic knowledge and different kinds of data visualization	Nil
gsumathi@svce.ac.in	Dr.G.Sumathi	IT	Professor	5	5		
prakashb@svce.ac.in	B.Prakash	Information Technology	Assistant professor	5	4	Learning Data visualization	

sharon@svce.ac.in	P.Sharon Femi	Information Technology	Assistant Professor	5	4		
gsangeetha@svce.ac.in	Sangeetha G	Information Technology	Assistant Professor	5	5	Data virtualization	
kiruthika@svce.ac.in	K.Kiruthika Devi	information technology	assistant professor	5	5		
divyabaskaran@svce.ac.in	Dr.V.Divya	Chemical Engineering	Assistant Professor	5	5	Data Visualization	-
buvana@svce.ac.in	BUVANA J	CSE	ASSISTANT PROFESSOR	5	5		EXCELLENT
gayathri@svce.ac.in	R GAYATHRI	CSE	Assistant Professor	5	5	Effective data presentation	Good sessions
gsangeetha@svce.ac.in	Sangeetha G	Information Technology	Assistant Professor	5	5		
thiyagarajana@svce.ac.in	Thiyagarajan A	Information Technology	AP	5	5	Practice on dataset with tableau	
jayanthi@svce.ac.in	JAYANTHI D	INFORMATION TECHNOLOGY	ASSISTANT PROFESSOR	5	5	Practical exposure of data visualization concepts	NIL
revathi@svce.ac.in	N Revathi	CSE	Assistant Professor	5	5	Different techniques to present data	Good sessions
prakashb@svce.ac.in	B. Prakash	Information Technology	Assistant Professor	5	4	Practicing with data sets using tableau	very good worksop
praveenkumarv@svce.ac.in	Praveenkumar V	Information Technology	Assistant Professor	5	5	Data Visualization Tools, Tableau functions used for Data Visualization	
msrividhya@svce.ac.in	Dr. M. Srividhya	Chemical Engineering	Assistant professor	5	5	Fundamentals	Nil
kalaimani@svce.ac.in	Kalaimani K	Information technology	Instructor	4	4		
gsangeetha@svce.ac.in	Sangeetha G	Information Technology	Assistant professor	5	5		
meenakship@svce.ac.in	Meenakshi.P	Information Technology	Assistant Professor	5	5		Nil
joejohnson@svce.ac.in	Joe Johnson	Mechanical	Assistant Professor	4	4		
mgaja@svce.ac.in	DR. M.GAJENDIRAN	MECHANICAL	ASSISTANT PROFESSOR	5	5	TABLEAU OVERVIEW	GOOD PROGRAM
gsumathi@svce.ac.in	Dr.G.Sumathi	IT	Professor	4	4		
francis@svce.ac.in	Francis Inigo Raj L	INFORMATION TECHNOLOGY	INSTRUCTOR	4	4	Lot of visualisation techniques using tableau	

v.m.dj *A. kale*





FT/GN/48/01/10.06.15

SRI VENKATESWARA COLLEGE OF ENGINEERING

ATTENDANCE REPORT - WORKSHOP

First Name	Last Name	Email	Duration	Time Joined	Time Exited
062 PRANAV S IT		2020it0628@svce.ac.in	2 hr 3 min	10:00 AM	12:03 PM
097 VARUN PRASADD S D IT		2020it0101@svce.ac.in	1 hr 39 min	10:23 AM	12:02 PM
INDUMATHI	A	aindumathi@svce.ac.in	1 hr 55 min	9:51 AM	12:04 PM
Srigopinath	A	2020it0875@svce.ac.in	1 hr 49 min	10:09 AM	12:04 PM
AAKKASH S IT		2020it0100@svce.ac.in	2 hr 8 min	9:57 AM	12:04 PM
Pooja	Balaji	pooj*****@***.com	26 sec	10:08 AM	10:09 AM
DIVYA V	CHE	divyabaskaran@svce.ac.in	1 hr 14 min	10:04 AM	12:04 PM
BUVANA J	CSE	buvana@svce.ac.in	2 hr 6 min	9:57 AM	12:02 PM
RAJALAKSHMI S	CSE	sraji@svce.ac.in	1 hr 17 min	10:00 AM	12:02 PM
KARTHIKEYAN R	EEE	rkar@svce.ac.in	1 hr 39 min	10:24 AM	12:04 PM
SURESH K	It	ksuresh@svce.ac.in	18 min	9:58 AM	10:16 AM
001 AADHARSHA YADHAV H	IT	2020it0129@svce.ac.in	2 hr 3 min	10:00 AM	12:03 PM
004 ABISHEK K S	IT	2020it0614@svce.ac.in	2 hr 1 min	10:02 AM	12:03 PM
0051 - ADHITHIYARAM R	IT	2021it0051@svce.ac.in	8 min	9:58 AM	10:06 AM
005 ADHITHYA S	IT	2020it0576@svce.ac.in	39 min	10:03 AM	10:43 AM
006 ADVAITH RAMANA S	IT	2020it0623@svce.ac.in	1 hr 48 min	10:06 AM	12:05 PM
007 AISHWARYA S	IT	2020it0113@svce.ac.in	2 hr 3 min	10:00 AM	12:04 PM
008 AKASH M	IT	2020it0143@svce.ac.in	2 hr 6 min	9:58 AM	12:04 PM
009 AKSHARA U J	IT	2020it0153@svce.ac.in	2 hr 4 min	10:00 AM	12:03 PM
010 AKSHAYA KUMAR M	IT	2020it0581@svce.ac.in	2 hr 3 min	10:01 AM	12:04 PM
012 ARAVIND J	IT	2020it0083@svce.ac.in	1 hr 37 min	9:59 AM	11:43 AM
013 ATHITHYA KUMAR T	IT	2020it0757@svce.ac.in	2 hr 2 min	10:02 AM	12:03 PM
014 AUDHITHIYAH S	IT	2020it0625@svce.ac.in	2 hr	10:03 AM	12:03 PM
015 BARATH S	IT	2020it0322@svce.ac.in	1 hr 51 min	10:12 AM	12:03 PM
016 BENJAMIN CHARLES I	IT	2020it0778@svce.ac.in	2 hr 2 min	9:59 AM	12:02 PM

017 Bharath S	IT	2020it0810@svce.ac.in	32 min	10:41 AM	11:14 AM
018 BOLLINENI MANOGNA	IT	2020it0563@svce.ac.in	1 hr 6 min	9:59 AM	11:22 AM
019 CHANDRASEKAR V	IT	2020it0788@svce.ac.in	1 hr 37 min	10:00 AM	11:39 AM
020 DANUSH E S	IT	2020it0591@svce.ac.in	2 hr	10:04 AM	12:03 PM
021 DEEPA REKHA A	IT	2020it0574@svce.ac.in	1 hr 25 min	9:58 AM	12:00 PM
024 DHANUSH KUMAR J R	IT	2020it0553@svce.ac.in	1 hr 21 min	10:11 AM	11:32 AM
025 DURGA N	IT	2020it0651@svce.ac.in	2 hr 11 min	9:57 AM	12:09 PM
026 FARHEEN ALI	IT	2020it0126@svce.ac.in	2 hr 10 min	9:53 AM	12:04 PM
027 GANESH PRABU R	IT	2020it0654@svce.ac.in	22 min	10:01 AM	10:23 AM
028 GAYATHRI N	IT	2020it0850@svce.ac.in	1 hr 12 min	10:39 AM	12:04 PM
029 GOBINATHAN B	IT	2020it0827@svce.ac.in	1 hr 35 min	10:22 AM	11:57 AM
030 HARIHARAN S	IT	2020it0142@svce.ac.in	2 hr 4 min	9:59 AM	12:03 PM
031 HARISH KUMAR P	IT	2020it0729@svce.ac.in	2 hr 6 min	9:58 AM	12:03 PM
032 HARISH RAGAVENDRA P	IT	2020it0620@svce.ac.in	1 hr 43 min	10:12 AM	12:04 PM
033 HARRIHARAN M K	IT	2020it0302@svce.ac.in	2 hr 4 min	10:00 AM	12:04 PM
034 HARSHAVARDHINI G	IT	2020it0578@svce.ac.in	1 hr 57 min	10:06 AM	12:03 PM
036 JAIGUGANESH K	IT	2020it0588@svce.ac.in	1 hr 24 min	9:58 AM	11:22 AM
037 JEEVANANDH M	IT	2020it0820@svce.ac.in	2 hr	10:04 AM	12:04 PM
038 JERUNEZ J	IT	2020it0538@svce.ac.in	23 min	10:20 AM	10:43 AM
039 JISSHNU H J	IT	2020it0564@svce.ac.in	2 hr	9:55 AM	12:03 PM
03 ABILASH	IT	2018it0283@svce.ac.in	55 min	10:11 AM	11:06 AM
040 Kamalesh S	IT	2020it0099@svce.ac.in	1 hr 47 min	10:01 AM	11:48 AM
042 KARTHIKEYAN E	IT	2020it0136@svce.ac.in	48 min	9:55 AM	10:43 AM
043 KAUSHIK M	IT	2020it0198@svce.ac.in	1 hr 23 min	10:09 AM	11:40 AM
044 KEERTHANA P	IT	2020it0583@svce.ac.in	2 hr 6 min	9:57 AM	12:03 PM
045 KEERTHANA R	IT	2020it0641@svce.ac.in	2 hr 7 min	9:57 AM	12:04 PM
046 KIRAN KUMAR B	IT	2020it0605@svce.ac.in	2 hr 3 min	9:59 AM	12:03 PM
047 KRITHIK SAI PRASAD P	IT	2020it0644@svce.ac.in	1 hr 50 min	10:09 AM	11:58 AM
048 KRITHIKA S	IT	2020it0696@svce.ac.in	2 hr 10 min	9:53 AM	12:04 PM
049 LEKHASHREE	IT	2020it0600@svce.ac.in	2 hr 7 min	9:56 AM	12:03 PM

RAJESH				AM	PM
050 MADHAVAN B	IT	2020it0555@svce.ac.in	2 hr 4 min	10:00 AM	12:04 PM
051 MADHUMITHA B	IT	2020it0823@svce.ac.in	1 hr 55 min	10:00 AM	12:03 PM
052 MAHALAKSHMI S	IT	2020it0111@svce.ac.in	2 hr 4 min	9:57 AM	12:01 PM
053 MEGHA VARSHA S	IT	2020it0127@svce.ac.in	1 hr 32 min	10:00 AM	11:38 AM
054 MEGHAVARSHINI K	IT	2020it0570@svce.ac.in	2 hr 6 min	9:54 AM	12:00 PM
055 MOHAMMED SAKKEEB M H	IT	2020it0616@svce.ac.in	2 hr 4 min	9:58 AM	12:02 PM
056 MYTHRA M	IT	2020it0104@svce.ac.in	1 hr 38 min	10:21 AM	12:02 PM
057 NAGARAJAN E	IT	2020it0037@svce.ac.in	1 hr 41 min	10:17 AM	12:00 PM
058 NAVIN RAJ RS	IT	2020it0842@svce.ac.in	1 hr 40 min	10:17 AM	12:09 PM
059 NAVINA G	IT	2020it0162@svce.ac.in	1 hr 37 min	10:19 AM	12:03 PM
060 NITHISH BALAJI S	IT	2020it0632@svce.ac.in	1 hr 11 min	10:23 AM	12:03 PM
061 PAVITHRA V	IT	2020it0545@svce.ac.in	1 hr 38 min	10:23 AM	12:02 PM
063 PRATHIBA P	IT	2020it0851@svce.ac.in	1 hr 38 min	10:18 AM	11:56 AM
064 PRATHIBHA M	IT	2020it0237@svce.ac.in	1 hr 16 min	10:26 AM	11:42 AM
065 PRAVEEN KUMAR R	IT	2020it0801@svce.ac.in	1 hr 6 min	10:19 AM	12:03 PM
066 PUJASANKARI R	IT	2020it0809@svce.ac.in	23 min	10:24 AM	11:44 AM
068 RANJAN TSB	IT	2020it0215@svce.ac.in	1 hr 43 min	10:20 AM	12:05 PM
070 RITHIKA B	IT	2020it0088@svce.ac.in	1 hr 46 min	10:18 AM	12:04 PM
071 ROHETH S	IT	2020it0109@svce.ac.in	57 min	10:27 AM	12:04 PM
072 ROSHAAN S	IT	2020it0107@svce.ac.in	1 hr 35 min	10:28 AM	12:03 PM
074 SANDHYA S	IT	2020it0150@svce.ac.in	1 hr 37 min	10:26 AM	12:03 PM
075 SANJIV T S	IT	2020it0535@svce.ac.in	1 hr 46 min	10:11 AM	12:00 PM
076 SANTHANABHARATHI P	IT	2020it0557@svce.ac.in	1 hr 29 min	10:19 AM	12:04 PM
077 SANTHOSH K	IT	2020it0592@svce.ac.in	1 hr 38 min	10:27 AM	12:05 PM
078 SANTHOSH M	IT	2020it0566@svce.ac.in	1 hr 26 min	10:23 AM	11:49 AM
079 SARAN KUMAR S	IT	2020it0348@svce.ac.in	52 min	10:36 AM	11:27 AM
080 SARANYA S	IT	2020it0147@svce.ac.in	1 hr 30 min	10:28 AM	11:58 AM
081 SHARAN S	IT	2020it0134@svce.ac.in	1 hr 40 min	10:24 AM	12:04 PM

082 Shreya	IT	2020it0087@svce.ac.in	1 hr 40 min	10:24 AM	12:04 PM
083 SIVA E	IT	2020it0086@svce.ac.in	1 hr 46 min	10:18 AM	12:04 PM
084 SIVADHAS S	IT	2020it0035@svce.ac.in	1 hr 37 min	10:19 AM	12:03 PM
085 SRI SHAKTHI A	IT	2020it0832@svce.ac.in	1 hr 42 min	10:21 AM	12:03 PM
086 SRIJAN KUMAR N	IT	2020it0161@svce.ac.in	1 hr 22 min	10:41 AM	12:03 PM
088 SUNDARAM S	IT	2020it0617@svce.ac.in	1 hr 37 min	10:24 AM	12:04 PM
089SURIYAKHAILESH R V	IT	2020it0562@svce.ac.in	57 min	10:39 AM	12:04 PM
090 SUSHANT SRIRAM R S	IT	2020it0627@svce.ac.in	1 hr	11:04 AM	12:04 PM
091 SWAMYNATH S	IT	2020it0551@svce.ac.in	47 min	10:17 AM	12:03 PM
092 swetha s	IT	2020it0163@svce.ac.in	1 hr 41 min	10:23 AM	12:03 PM
093 SYED MOHIDEEN AFRIDI M	IT	2020it0157@svce.ac.in	1 hr 41 min	10:23 AM	12:03 PM
095 UDHAYA DHARSHINI V	IT	2020it0639@svce.ac.in	1 hr 39 min	10:23 AM	12:03 PM
099 Vassantha S	IT	2020it0457@svce.ac.in	1 hr 46 min	10:17 AM	12:03 PM
100_THILAKESH RAJ	IT	2018it0387@svce.ac.in	1 hr 29 min	10:15 AM	12:04 PM
101 VIJAYA SHREE K	IT	2020it0603@svce.ac.in	48 min	10:48 AM	11:36 AM
104 YOGENDRA KUMAR A K M	IT	2020it0814@svce.ac.in	1 hr 41 min	10:23 AM	12:04 PM
105 YUGESHWARI D	IT	2020it0622@svce.ac.in	18 min	11:07 AM	11:24 AM
106 YUHESHWAR K S	IT	2020it0092@svce.ac.in	1 hr 38 min	10:25 AM	12:03 PM
107 VISHWAA	IT	2018it0856@svce.ac.in	33 sec	12:01 PM	12:02 PM
27-MUGESH D	IT	2021it0201@svce.ac.in	22 min	10:10 AM	10:31 AM
31 DHARSHAN V	IT	2018it0604@svce.ac.in	4 min	10:23 AM	10:27 AM
4- SANIYA D	IT	2021it0011@svce.ac.in	38 min	10:49 AM	12:04 PM
99 THAMODARAN	IT	2018it0152@svce.ac.in	1 min	11:28 AM	11:29 AM
ABHISHEK K B	IT	2021it0641@svce.ac.in	1 hr 54 min	9:56 AM	12:04 PM
ABINESH V	IT	2021it0073@svce.ac.in	2 hr 4 min	9:59 AM	12:03 PM
AISWARYA S	IT	aiswaryas@svce.ac.in	48 min	10:02 AM	10:50 AM
ASWINTHKUMAR S S	IT	2021it0608@svce.ac.in	1 hr 56 min	10:07 AM	12:04 PM
CHITHAPRABHAKARAN K	IT	2021it0296@svce.ac.in	1 hr 1 min	10:16 AM	11:25 AM
DEEKSHITHA M	IT	2019it0600@svce.ac.in	14 min	11:51 AM	12:04 PM
DEEPIKA	IT	2018it0608@svce.ac.in	27 min	10:46	11:13

				AM	AM
DEEPIKA R	IT	2019it0042@svce.ac.in	40 min	11:22 AM	12:02 PM
DERIN JOSEPH AUSTIN A	IT	2021it0663@svce.ac.in	15 min	10:51 AM	12:04 PM
DEVA M	IT	2020it0912@svce.ac.in	1 hr 50 min	9:55 AM	12:04 PM
DEVI N	IT	nds@svce.ac.in	34 min	10:01 AM	10:34 AM
DHANAPRADHA D	IT	2021it0388@svce.ac.in	2 hr 5 min	9:59 AM	12:03 PM
DHARSHAN D	IT	2021it0061@svce.ac.in	1 hr 13 min	10:21 AM	11:34 AM
DHARUN DARSAN R Y	IT	2021it0363@svce.ac.in	11 min	10:52 AM	11:03 AM
DILEEP KUMAR J	IT	2021it0184@svce.ac.in	1 hr 49 min	10:14 AM	12:03 PM
FRANCIS INIGO RAJ L	IT	francis@svce.ac.in	2 hr	9:59 AM	12:03 PM
GANAPATHI S R	IT	2021it0747@svce.ac.in	31 sec	10:16 AM	10:17 AM
GAYATHRI S	IT	2019it0076@svce.ac.in	55 min	11:08 AM	12:03 PM
GIRISH KUMAR S	IT	2019it0163@svce.ac.in	14 min	10:01 AM	10:15 AM
GOPINATH S	IT	2021it0650@svce.ac.in	5 min	10:49 AM	10:54 AM
GOWTHAM S	IT	2020it0904@svce.ac.in	24 min	9:26 AM	10:22 AM
HARI	IT	2020it0918@svce.ac.in	1 hr 10 min	10:17 AM	12:02 PM
HARINI PADMA M	IT	2021it0113@svce.ac.in	1 hr 59 min	10:04 AM	12:03 PM
HEMA B	IT	2021it0704@svce.ac.in	1 hr 24 min	10:16 AM	12:03 PM
HEMALATHA G	IT	2019it0178@svce.ac.in	43 min	11:20 AM	12:04 PM
HEMANTH M	IT	2021it0774@svce.ac.in	51 sec	10:52 AM	10:53 AM
HOD	IT	hodit@svce.ac.in	49 min	9:51 AM	10:40 AM
JAGAN SRINATH	IT	2018it0628@svce.ac.in	27 min	10:00 AM	10:27 AM
JAYANTHI D	IT	jayanthi@svce.ac.in	2 hr 7 min	9:57 AM	12:04 PM
JAYANTH K L	IT	2021it0729@svce.ac.in	11 min	10:00 AM	10:11 AM
JAYASHRI P	IT	2019it0590@svce.ac.in	58 min	11:05 AM	12:03 PM
JEBIN S	IT	2021it0360@svce.ac.in	34 min	10:21 AM	10:55 AM
JEFFRIN SAM J	IT	2021it0758@svce.ac.in	1 hr 19 min	10:24 AM	11:43 AM
KALA A	IT	akala@svce.ac.in	2 hr 21 min	9:45 AM	12:06 PM
KALAIARASI M S	IT	2019it0828@svce.ac.in	47 sec	11:03 AM	11:04 AM
KALAIMANI K	IT	kalaimani@svce.ac.in	25 min	11:34 AM	11:59 AM

KALAVATHI S	IT	kalavathi@svce.ac.in	14 min	10:21 AM	10:35 AM
KAUSHICK V S	IT	2021it0628@svce.ac.in	1 hr 46 min	10:16 AM	12:04 PM
KAVIYA	IT	2018it0755@svce.ac.in	1 hr 34 min	10:30 AM	12:04 PM
KEERTHANA V	IT	2019it0750@svce.ac.in	53 min	11:05 AM	12:03 PM
KEERTHIGA D	IT	2019it0197@svce.ac.in	1 hr 51 min	10:07 AM	12:03 PM
KIRUTHIKA DEVI K	IT	kiruthika@svce.ac.in	1 hr 31 min	10:03 AM	11:34 AM
LAKSHMI K	IT	2021it0357@svce.ac.in	1 hr 51 min	10:01 AM	12:04 PM
LOGESWARI P	IT	2021it0037@svce.ac.in	50 min	10:09 AM	12:03 PM
LOHITH G T	IT	2021it0568@svce.ac.in	7 min	10:13 AM	10:20 AM
MALINI	IT	2018it0414@svce.ac.in	5 sec	9:52 AM	9:52 AM
MANOJ K	IT	2020it0961@svce.ac.in	2 hr 4 min	10:00 AM	12:04 PM
MEENAKSHI P	IT	meenakship@svce.ac.in	2 hr 5 min	9:58 AM	12:03 PM
MIRUTHULA J	IT	2021it0217@svce.ac.in	1 hr 17 min	10:37 AM	12:03 PM
MOHAMMED ISMAIL A	IT	2020it0911@svce.ac.in	1 hr 46 min	10:17 AM	12:03 PM
MOHAN	IT	mohank@svce.ac.in	52 sec	10:31 AM	10:32 AM
MOKSHITHA S	IT	2021it0532@svce.ac.in	2 hr 4 min	10:00 AM	12:03 PM
MONIKA S	IT	2021it0014@svce.ac.in	1 hr 26 min	9:54 AM	11:20 AM
MRITHULA ANGELINE	IT	2019it0160@svce.ac.in	44 min	10:04 AM	10:54 AM
NANTHA KUMAR G	IT	2019it0083@svce.ac.in	1 hr 30 min	10:33 AM	12:03 PM
NARESHRAJ P	IT	2021it0165@svce.ac.in	1 hr 58 min	10:02 AM	12:05 PM
NARMADHA R	IT	2019it0385@svce.ac.in	20 sec	9:58 AM	9:58 AM
NAVEEN AKASH K	IT	2021it0668@svce.ac.in	2 hr 12 min	9:54 AM	12:06 PM
NAVEEN KUMAR v	IT	naveenkumar@svce.ac.in	41 sec	10:06 AM	10:06 AM
NEHA JAIN G	IT	2021it0694@svce.ac.in	39 min	10:03 AM	12:00 PM
NESAN D	IT	2021it0859@svce.ac.in	1 hr 34 min	10:26 AM	12:00 PM
NIKKILA G S	IT	2019it0577@svce.ac.in	29 min	10:06 AM	10:35 AM
NILESH D	IT	2018it0612@svce.ac.in	3 sec	10:18 AM	10:18 AM
NITHISHWAR G	IT	2021it0553@svce.ac.in	1 hr 25 min	10:18 AM	11:45 AM
OVIYA SRINIVASAN	IT	2021it0371@svce.ac.in	56 min	10:19 AM	11:16 AM
PADMADRSHINI S	IT	2021it0226@svce.ac.in	1 hr 38	10:25	12:03

			min	AM	PM
PALAYIL MANAV	IT	2021it0005@svce.ac.in	8 min	10:22 AM	10:30 AM
POONAM B N	IT	2019it0522@svce.ac.in	54 min	9:58 AM	11:59 AM
PRADEEP KUMAR R K	IT	2021it0656@svce.ac.in	52 min	10:19 AM	11:11 AM
PRAKASH B	IT	prakashb@svce.ac.in	16 min	10:28 AM	12:04 PM
Praveenkumar V	IT	praveenkumarv@svce.ac.in	2 hr 13 min	9:51 AM	12:04 PM
PREETHA B	IT	2021it0068@svce.ac.in	1 hr 52 min	10:11 AM	12:03 PM
PRIYANKA I	IT	2021it0647@svce.ac.in	24 min	10:08 AM	12:01 PM
RAJA RAJESVARI S	IT	2021it0095@svce.ac.in	4 min	11:07 AM	11:11 AM
RAKSHITHA R	IT	2021it0268@svce.ac.in	1 hr 20 min	10:21 AM	12:03 PM
RAMANATHAN SP	IT	2021it0155@svce.ac.in	45 min	10:10 AM	10:55 AM
RAMASAMY P	IT	2019it0708@svce.ac.in	1 hr 4 min	10:07 AM	11:10 AM
RAMESH ARAVIND V	IT	2019it0792@svce.ac.in	30 sec	10:06 AM	10:07 AM
RATHEESH KUMAR P	IT	2019it0734@svce.ac.in	1 hr 48 min	10:11 AM	12:00 PM
RAVEENA A	IT	2021it0245@svce.ac.in	30 min	10:30 AM	12:01 PM
SAIGANESH G	IT	2019it0814@svce.ac.in	2 hr 3 min	10:01 AM	12:04 PM
SAI NITHISH S	IT	2021it0662@svce.ac.in	1 hr 45 min	10:19 AM	12:03 PM
SANGEETHA G	IT	gsangeetha@svce.ac.in	1 hr 49 min	10:15 AM	12:09 PM
SANGEETHA G	IT	2021it0651@svce.ac.in	1 hr 40 min	10:17 AM	12:01 PM
SHARON FEMI P	IT	sharon@svce.ac.in	2 hr 13 min	9:51 AM	12:09 PM
SHOBANA B T	IT	shobana@svce.ac.in	2 hr 17 min	9:50 AM	12:07 PM
SHREYA S G	IT	2021it0175@svce.ac.in	2 hr 6 min	9:58 AM	12:04 PM
SIVAGAMI V M	IT	vmsiva@svce.ac.in	2 hr 13 min	9:51 AM	12:09 PM
SIVAKUMAR E	IT	sivakumare@svce.ac.in	1 hr 17 min	9:51 AM	11:18 AM
SNEHA M	IT	2019it0026@svce.ac.in	2 hr 10 min	9:54 AM	12:04 PM
SOWNDARIYA K	IT	2021it0224@svce.ac.in	1 hr 44 min	10:16 AM	12:00 PM
SRINIVASAN GOKULA KRISHNAN	IT	2021it0696@svce.ac.in	11 min	10:46 AM	11:31 AM
SUMATHI G	IT	gsumathi@svce.ac.in	2 hr 2 min	10:02 AM	12:04 PM
SUREN R	IT	2021it0644@svce.ac.in	2 hr 3 min	10:01 AM	12:03 PM
SWATI MEENA G	IT	2021it0554@svce.ac.in	2 hr 4 min	9:59 AM	12:03 PM

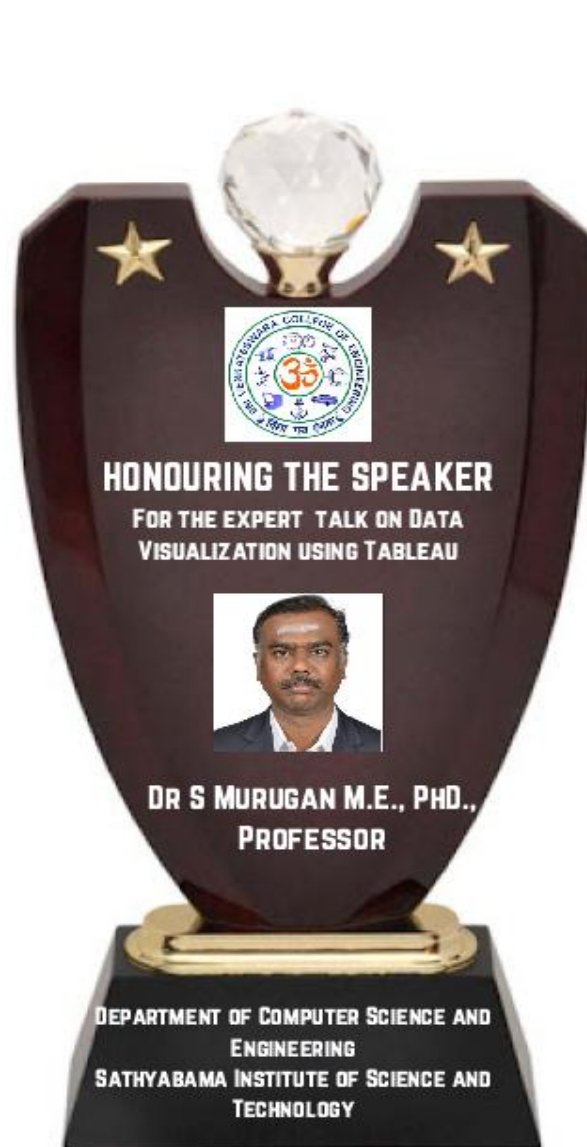
SWETHA B	IT	2021it0325@svce.ac.in	1 hr 47 min	10:15 AM	12:02 PM
SWETHA SRI I	IT	2021it0692@svce.ac.in	2 hr 12 min	9:54 AM	12:06 PM
THIRUPATHI S	IT	2021it0421@svce.ac.in	51 min	11:08 AM	11:59 AM
THIYAGARAJAN A	IT	thiyagarajana@svce.ac.in	54 min	11:02 AM	11:57 AM
UMA T D	IT	2021it0136@svce.ac.in	1 hr 56 min	10:07 AM	12:03 PM
VAISHNAVI	IT	2018it0093@svce.ac.in	59 min	10:16 AM	11:16 AM
VARSHA J	IT	2021it0455@svce.ac.in	1 hr 35 min	10:29 AM	12:03 PM
VENKATESAN BS	IT	2021it0845@svce.ac.in	13 min	10:21 AM	10:47 AM
VIMAL VR	IT	vrvimal@svce.ac.in	18 min	11:42 AM	12:00 PM
VIVEKANAND PANDIAN M M	IT	2021it0159@svce.ac.in	1 hr 51 min	10:08 AM	12:03 PM
YOGITHA S	IT	2021it0320@svce.ac.in	20 min	10:17 AM	11:53 AM
KEERTHANA M	IT - 0054	2021it0054@svce.ac.in	1 hr 44 min	10:06 AM	12:00 PM
HARSHITH MANOHARAN	IT-73	2021it0660@svce.ac.in	1 hr 57 min	10:08 AM	12:05 PM
022 Deepak	J IT	2020it0577@svce.ac.in	2 hr 7 min	9:58 AM	12:04 PM
100 Vijay	K	2020it0849@svce.ac.in	1 hr 33 min	10:26 AM	12:03 PM
Rahul	M C IT	2021it0814@svce.ac.in	4 min	10:41 AM	10:46 AM
GAJENDIRAN M	Mec	mgaja@svce.ac.in	2 hr 8 min	9:56 AM	12:04 PM
GOPINATH S	Mec	sgopi@svce.ac.in	2 hr 21 min	9:44 AM	12:05 PM
jebin	s	jebi*****@***.com	51 sec	10:16 AM	10:17 AM
LAKSHMAN RAJAA	S	2021it0826@svce.ac.in	32 min	10:24 AM	10:56 AM
Murugan	S	mur*****@***.in	2 hr 12 min	9:51 AM	12:03 PM
Nithish	S	mad.*****@***.com	2 hr 2 min	10:01 AM	12:04 PM
SAHA A SHARON	S	2020it0948@svce.ac.in	1 hr	10:01 AM	11:01 AM
Shree Ganesh	S	2020it0879@svce.ac.in	1 hr 38 min	10:15 AM	12:03 PM
SWETHA	S	2021it0812@svce.ac.in	2 hr 2 min	9:58 AM	12:04 PM
73	SAHANA S IT	2020it0612@svce.ac.in	1 hr 46 min	10:16 AM	12:03 PM
Jyothi Prabha	S S IT	2020it0910@svce.ac.in	1 hr 3 min	9:58 AM	12:03 PM
98	Vasanth kumar.k IT	2020it0418@svce.ac.in	1 hr 38 min	10:27 AM	12:09 PM
102	VIJAYALAKSHMI .A IT	2020it0353@svce.ac.in	1 hr 13 min	10:34 AM	12:04 PM

Total No of Registered Participants	-	246
Total No of Participants Attended	-	230
Total No of Faculties Attended	-	45
Total No of Students Attended	-	243

V.M. dj

A. kale

Chief Guest Emomento



Chiefguest-ECertificate



ISO 9001:2015
Certified by IRQS



MGMT. SYS.
RvA C 071



Sri Venkateswara
College of
Engineering

Autonomous - Affiliated to Anna University
Pennalur, Sriperumbudur, Tamil Nadu | www.svce.ac.in



Engineering Minds.
Transforming Lives.
37 Years of Excellence

Department of Information Technology Certificate of Appreciation

This is to certify that **Dr.S.Murugan, Professor, Department of Computer Science and Engineering, Sathyabama institute of science and technology** delivered technical talk in the **“Two days online workshop on Data Visualization using Tableau”** during 29th and 30th November 2021 organized by the **Department of Information Technology** in association with **Internal Quality Assurance Cell (IQAC), Sri Venkateswara College of Engineering.**

Dr.S.Gopinath, Prof/Mech
Convener

Dr V.M. Sivagami ASP/INT
Ms.A.Kala, AP/INT
Coordinators

Dr V. Vidhya
HoD/INT

Dr.S Ganesh Vaidyanathan
Principal



Top Ranked Affiliated
Institution in Tamil Nadu



ARIIA
ATRIAL BANKING OF
AN INNOVATION



5/5 Star Rated
Innovation Cell



INSTITUTION'S
INNOVATION
COUNCIL
(Ministry of HRD Initiative)



Top
Performer



Recognized
Incubation Center



Certified
Organization



NBA
NATIONAL BOARD
of ACCREDITATION

Accreditations